



## Battery Replacement Kit

Part Number 15.260.000

OZRoll Pty Ltd  
174 Cavan Road DRY CREEK SA 5094 AUSTRALIA.  
E sales@ozroll.com.au W www.ozroll.com.au

OZRoll Battery Replacement INSTRUCTIONS

Part Number 15.300.014 Version 01 - JANUARY 2008

These instructions detail the required procedure to replace the battery in all OZRoll "Control 10" products (RF and Non RF).  
These will be products with part numbers: 15.200.001, 15.202.001, 15.205.001, 15.206.001.

1. Using the tool supplied remove the screw on the back panel of the controller.
2. Slide the back of the controller down (it will only move approximately 5mm). Refer to Figure 1.




Figure 1

3. Lift off the back of the controller to expose the battery.

4. Pull the bottom of the battery upward to release the connector. The battery should come free quite easily. Refer to Figure 2 and Figure 3.




Figure 2




Figure 3

5. Fit the new battery with the grey pad facing upward. Note that the new battery is a different colour. Slide the top of the new battery into place, and then fit the connector to the controller board.
6. Press the battery down so that it sits flat.
7. Refit the back panel of the controller. Check it is in the correct position and slide it up into place. Press at the top of the back panel to guide the lip into position.
8. Refit the screw on the back panel.

The battery will need to be charged before use. Charge the controller as normal and allow the battery to fully charge. The red LED on the front of the controller will be lit when the controller is charging.

If the controller is not working properly check the above instructions have all been followed correctly. If problems persist refer to the place of purchase.

---

**Product Warranty** - OZRoll guarantees the battery for 6 months from date of purchase against any defect in materials or workmanship under conditions of normal use and service.

**Warranty Service Conditions** - OZRoll expressly limits its liability with respect to its products to the person who purchases the product from an OZRoll authorised reseller. OZRoll expressly limits its liability with respect to its products to: [ in the absolute discretion of OZRoll ]

1. The cost of having the goods repaired
2. The cost of replacing the goods: or
3. The cost of obtaining equivalent goods.

In the event of the goods requiring service under warranty, the owner is responsible for the prepaid cost of appropriate transportation to the authorized service organization. Whilst in transit the goods are at the owner's risk. Should the goods be found to be in sound working order by the authorized service organization the owner may be charged a service fee.

The goods will not be eligible for service under this warranty if:

1. Proof of date of purchase cannot be provided.
2. The goods have been supplied to or used by a person other than the purchaser.
3. The defect was caused by an accident, misuse, abuse, improper installation or operation, lack of reasonable care and maintenance, unauthorized modification, loss of parts, tampering or attempted repair by a person not authorized by OZRoll.

OZRoll shall not be liable for any loss or damage arising from the purchase, use or inability to use this product or for any special, indirect, incidental or consequential damages. No other warranties, express or implied, are made. Nothing in this warranty excludes, restricts or modifies any condition, warranty, right or liability implied or protected by law where to do so would render this warranty, or any part of it void.